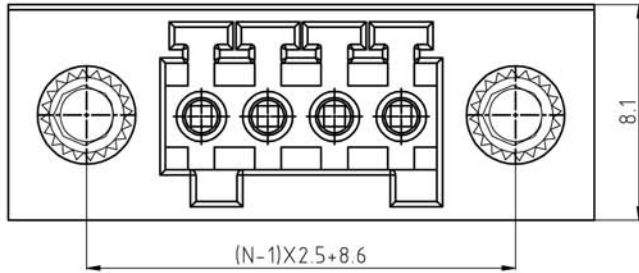
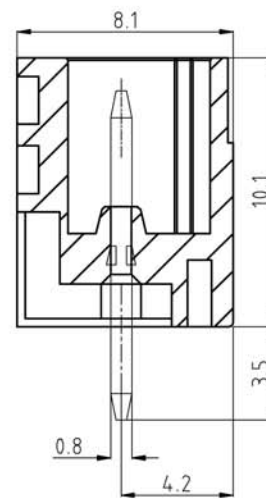
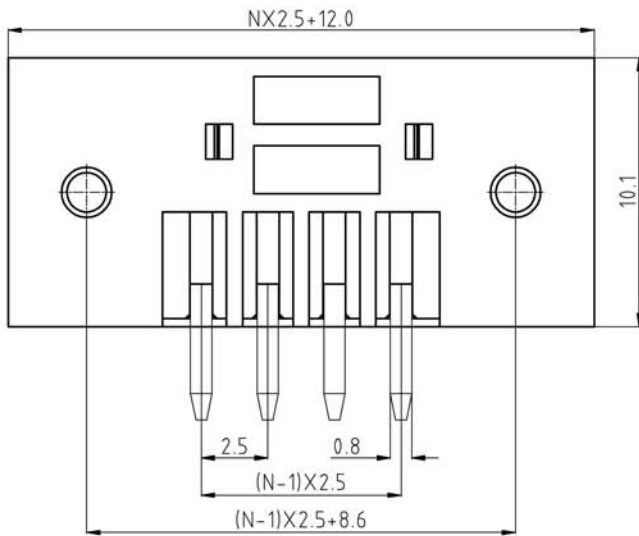


SIGN	DESCRIPTION	DATE	APPROVER



N=Number of contacts



Technical Data:

Material:

Solder Pin: Copper Alloy Tin plated

Metal nut: Copper Alloy

Insulator body(housing): Polyamide(Glass filled)(UL94V-0)

Electrical

Voltage rating: 300VAC

Current rating: 12 Amps/way max

Withstanding Voltage: 2500VAC(1min) Test time=60sec/1pcs

Mechanical:

Operating temperature: -40°C to +105°C

Soldering reliability:

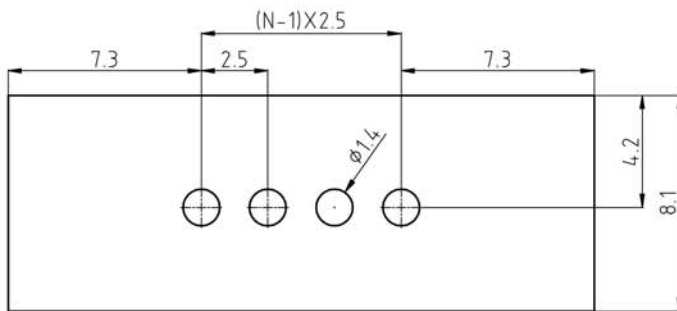
Test temperature= 250°C±10°C

5 seconds max

Ordering Information:

F83-6-2 XX 0 0 0 X 0

02	2Pin	5	Green
To	To	6	Blue
24	24Pin	A	Black



PCB LAYOUT

WELINK 上海拓尔普电子科技有限公司
Welink International Co., LTD.

TOLERANCE	APPROVED:	NAME:
X ±0.30	CHECKED:	F83-6 Pitch 2.5mm
X.X ±0.15	DRAWN: YangMing 2012,06,20	-Series
X.XX ±0.05	UNITS: mm	PART NO: F8362XX000X0
X° ±1°	REV: A	DWG NO: 9F8362001A
⊕	SCALE: 5 / 1	PAGE: 1 / 1