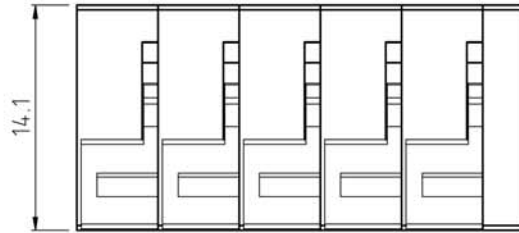
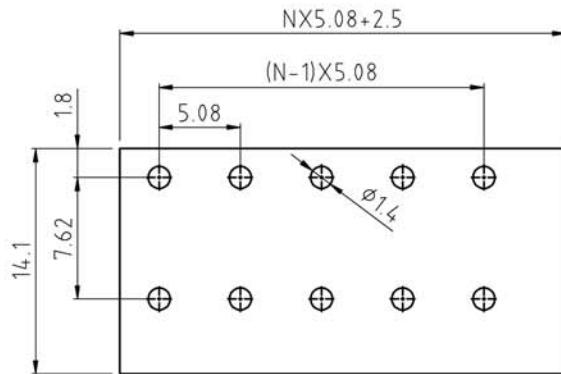
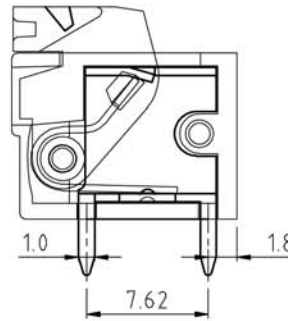
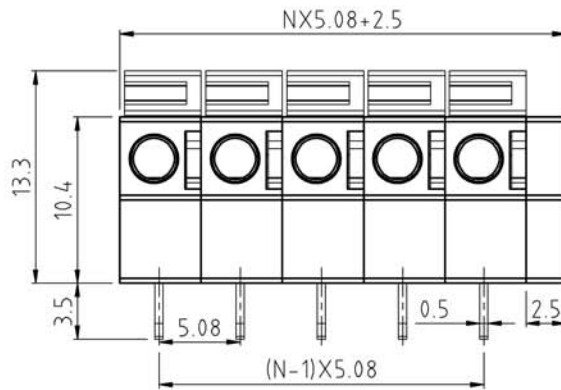


SIGN	DESCRIPTION	DATE	APPROVER



N=Number of contacts



P.C.B. LAYOUT

Technical Data:

Material:

Contact : Copper Alloy Tin plated

Wire guard : stainless steel

Insulator body(housing) : Polyamide(Glass filled)(UL94V-0)

Electrical

Voltage rating: 300VAC

Current rating: 10 Amps/way max

Contact resistance: 20mΩ(max)

Withstanding Voltage: 2500VAC(1min) Test time=60sec/1pcs

Wire Range:14-22Awg

Mechanical:

Operating temperature: -40°C to +105°C

Soldering reliability:

Test temperature= 250°C±10°C

5 seconds max

Ordering Information:

F51-02-E-XX-0 0X0

2	02	5	Green
-	-	6	Blue
24	24	8	Grey
		A	Black

WELINK 上海拓尔普电子科技有限公司
Welink International Co., LTD.

TOLERANCE	APPROVED:	NAME:
X: ±0.50	CHECKED:	F51-02 pitch 5.08mm
X.X ±0.30	DRAWN: Yang Ming 2012.06.20	- series
X.XX ±0.20	UNITS: mm	PART NO: F5102EXX00X0
X° ±1°	REV: A	DWG NO: 9F5102001A
SCALE: 3 / 1	PAGE: 1 / 1	