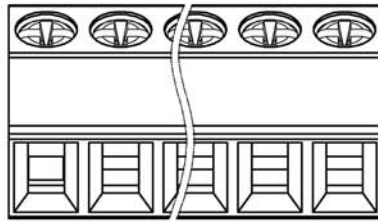
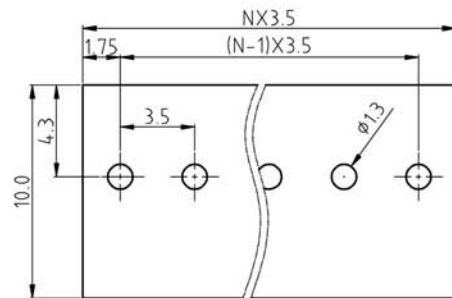
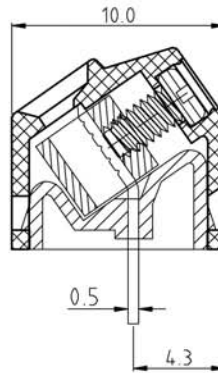
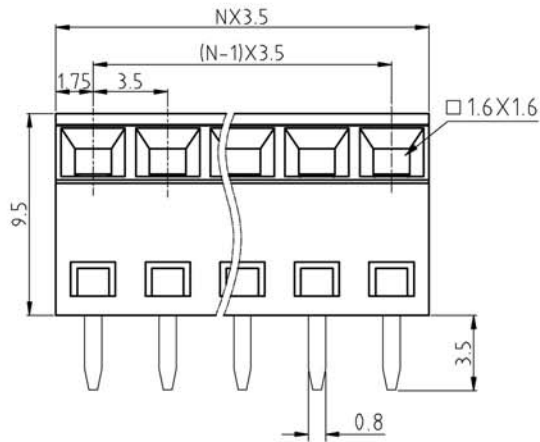


SIGN	DESCRIPTION	DATE	APPROVER



N=Number of contacts



P.C.B, LAYOUT

Technical Data:

Material:

Contact(metal housing): Copper Alloy with Ni plated
Terminal screw: Steel galvanized with Cr3+ plated
Solder Pin: Copper Alloy with Tin plated
Insulator body(housing): Polyamide(UL94V-0)

Electrical

Voltage rating: 300VAC
Current rating: 10 Amps/way max
Contact resistance: 20mΩ(max)
Withstanding Voltage: 2500VAC(1min) Test time=60sec/1pcs
Wire range: 16-30AWG

Mechanical:

Torque: 2kgf.cm/M2
Operating temperature: -40°C to +105°C
Soldering reliability:
Test temperature= 250°C±10°C
5 seconds max

Ordering Information:

F32 - 1 - 3 XX - X 0 0 X 0

2	02	5	Green
-	-	6	Blue
24	24	8	Grey
		A	Black
		1	"-" SCREW
		2	"-/+ " SCREW

WELINK 上海拓尔普电子科技有限公司
Welink International Co.,LTD.

TOLERANCE	APPROVED:	NAME:
X ±0.50	CHECKED:	F32 - 1 - pitch 3.5mm
X.X ±0.30	DRAWN: Yang Ming 2012,06,20	- series
X.XX ±0.20	UNITS: mm	PART NO: F3213XX200X0
X° ±1°	REV: A	DWG NO: 9F3213201A
⊕	SCALE: 4 / 1	PAGE: 1 / 1